










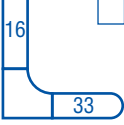
<b>CUSTOMER</b>		<b>CONTACT</b>	
Work Ph:.....		Fax: .....	
Mobile:.....		Job Order #: .....	
Date:.....		Date Required: .....	
<b>LAMINATE</b>			
Brand:.....			
Colour:.....	Finish:.....	Code:.....	

# T&C POSTFORMING







**No. 1 in Benchtops**  
Suppliers of fabricated benchtops,  
drop aprons & splashbacks

Unit 1 / 5 Stevenson Court  
West Burleigh Qld 4219  
Ph: 07 5568 7066 • Fax (07) 5568 7077  
A.B.N. 58 116 007 993  
Email: info@postforming.com.au  
Web: www.postforming.com.au

## REQUIREMENTS (X BOXES)

BENCHTOPS	STD PROFILES	TIGHT RADIUS		SUBSTRATE		DROP APRONS COVERED SPLASHBACK	COVERED S/BACK	SPLASHBACKS / KICKS	S/Back									
	 <input type="checkbox"/>  <input type="checkbox"/>  <input type="checkbox"/>  <input type="checkbox"/>  <input type="checkbox"/>  <input type="checkbox"/>	 <input type="checkbox"/>  <input type="checkbox"/> Sq Form      Sq Edge	Board	Equivalent Finished DD	 <input type="checkbox"/> Substrate 16/16 <input type="checkbox"/> 33/16 <input type="checkbox"/>				 <input type="checkbox"/> 16      33	<input type="checkbox"/> Kicks <input type="checkbox"/> Laminated <input type="checkbox"/> Stainless Steel <input type="checkbox"/> Benched Alum <input type="checkbox"/> Substrate	6m <input type="checkbox"/>	9m <input type="checkbox"/>	16m <input type="checkbox"/>					
				33 <input type="checkbox"/>	34mm													
				38 <input type="checkbox"/>	39mm													
				16+16 <input type="checkbox"/>	33mm													
				33+16 <input type="checkbox"/>	50mm													
				38+16 <input type="checkbox"/>	55mm													

### PLEASE MARK DIRECTIONS OF JOINS

LEGEND (Cross out if using alternatives)				SPECIAL REQUIREMENTS
 Roll top edge	 Laminated end/ square end or infill end	 Laminated jig end		
 Roll top & bottom edge	 Masons mitre or 45° mitre join	 Laminated double jig end		

**INSTRUCTIONS**     **ORDER**     **QUOTATION**